


emiGo[®]

container



emiGo WarmGrip | 马克杯
Instruction Manuals | 产品说明书



**IT IS CRUCIAL TO READ AND ADHERE TO ALL INSTRUCTIONS
PROVIDED IN THE ACCOMPANYING DOCUMENTS,
ON THE PRODUCT LABEL, AND AS OUTLINED BELOW**

**务必阅读并遵守随附文件、产品标签以及下文所列的所有说明，
这一点至关重要。**

Out of the box, emiGo WarmGrip will keep your beverage at 137 F, you can adjust the drinking temperature on the device, or via the emiGo App.


emiGo WarmGrip 开箱即可使用，能将饮品温度维持在 137°F(约 58.3°C)；
您可在设备上直接调节饮用温度，也可通过 emiGo app应用程序进行调节。

Charge before use your emiGo container.
使用 emiGo container 前，请先充电。

To Set your emiGo Container. Download the latest version on the App.
emiGo Container设置方法。请在应用程序（App）上下载最新版本。

App connect


APP链接




1



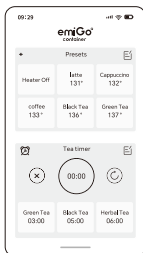
2



3



4



5

Click app into page 2 and click “+” symbol search for my Device as page 3

点击应用程序（App）进入第 2 页；点击“+”号图标，随后查找我的设备
（操作界面参考第 3 页）

Connect your “emiGo WarmGip” as below list on My device page 2

在“我的设备”第 2 页，从下方列表中连接您的“emiGo WarmGip”设备

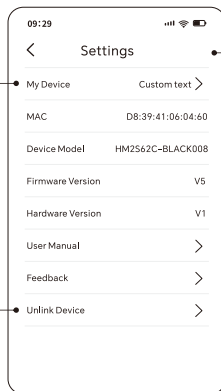


EMIGO WARMGRIP

D8:39:04:86:44:1E


-84

Name your device
whatever you want
您可随意为您的设备命名



Setting
设置

Unlink your device
删除设备



Drinking temperature
饮用温度

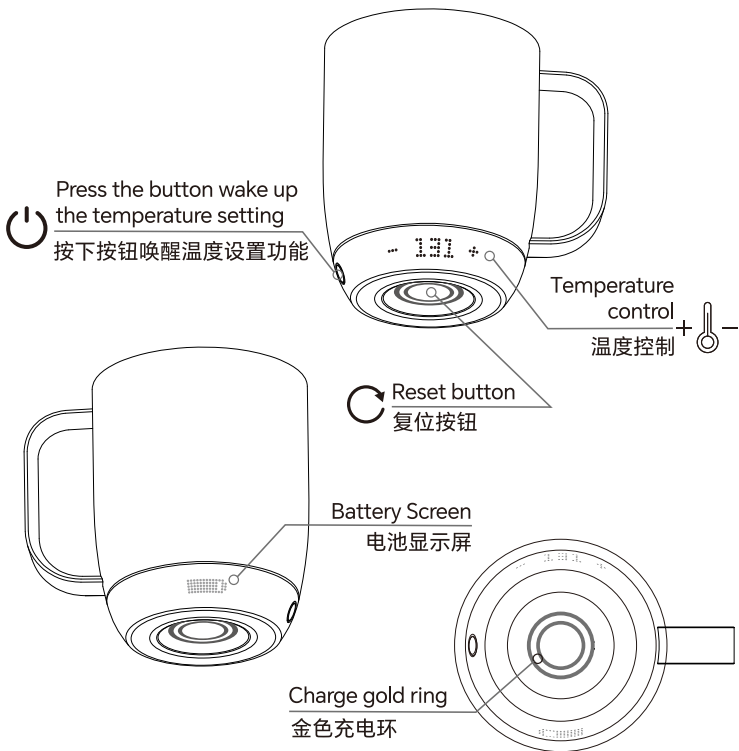
Battery Life
电量

Heating On/Off
加热开/关

Slide Left / Right control
your drinking temperature
左右滑动即可控制饮品温度

Manually adjust your drinking temperature

手动调节您的饮品温度



- Press the base left button wake up the temperature setting.
- Set the drinking temperature and start working after screen flash 3 times.
- Off/Good-bye Press the base left button and hold for 2 seconds.
- The screen is configured to hibernate after 20 seconds and will wake up when your device detects activity.
- Screen in sleep mode will display and show the current drinking temperature when wake up.
- Screen will display “EI” when it is empty.
- No beverage inside, do not set the temperature too high to avoid burning your finger. Avoid touching the inside of the device.
- If your device malfunctions, press the reset button and hold for 2 seconds to restore its system to default setting.
- Dry your device well, ensure gold rings at the base are dry before charging.

■ 按下底座左侧按钮，唤醒温度设置功能。

■ 设置饮用温度后，屏幕闪烁 3 次即开始工作。

■ 长按底座左侧按键 2 秒，设备关机或进入待机状态。

■ 屏幕默认设置为 20 秒后休眠，当设备检测到活动（如触碰、移动）时，屏幕将唤醒。

■ 处于休眠模式的屏幕，唤醒后会显示当前饮用温度。

■ 设备内无饮品时，屏幕将显示“EI”（空）。

■ 设备内无饮品时，请勿将温度设置过高，以防烫伤手指；同时避免触碰设备内部。

■ 若设备出现故障，长按复位按钮 2 秒，即可将系统恢复至默认设置。

■ 充电前需确保设备完全干燥，尤其要保证底座的金色充电环无水分残留。

- The battery symbol will be display when the device wakes up or when you press the temperature setting button.
- The screen will display and scroll through your device name, or scroll through any custom text you've set using the emiGo App.
- Every fifth time the screen wakes up, it will scroll once.
- The screen will display "EMPTY" if there is no beverage in your device.
- When heating a beverage, the screen will display a wave symbol to indicate that your beverage is being heated, followed by showing the drink temperature you have set.
- Once the battery drops below 10%, the battery symbol will flash for 15 seconds. Charge your device right away for the best drinking.
- The Battery life can maintain your drink at the desired temperature for up to 1.5 hours, or all day long with a supplementary charging coaster.

- 当设备唤醒或按下温度设置按键时，屏幕将显示电池符号。
- 屏幕将滚动显示设备名称，或滚动显示您通过 emiGo 应用程序设置的任意自定义文本。
- 每唤醒屏幕 5 次，屏幕将滚动显示 1 次（设备名称或自定义文本）。
- 若设备内无饮品，屏幕将显示“EMPTY”。
- 加热饮品时，屏幕将显示波浪符号，以提示饮品正在加热；随后屏幕将显示您设定的饮用温度。
- 当电池电量低于 10% 时，电池符号将闪烁 15 秒。为保证最佳饮用体验，请立即为设备充电。
- 电池电量可支持设备将饮品维持在设定温度长达 1.5 小时；若搭配附带充电底座使用，则可实现全天保温。



WARNING



Do not microwave! This device is an electronic device and should never placed in a microwave

禁止微波加热！ 本设备为电子设备，严禁放入微波炉内。



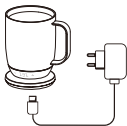
Hand Wash Only! Do not put this device in the dishwasher. You may need to use a bottle brush to clean the inside of the device

仅可手洗！ 请勿将本设备放入洗碗机。清洗设备内部时，可能需要使用杯刷。



Ensure that the device's gold ring and pin are thoroughly dried on the charging coaster before charging. Do not allow any liquid or water to remain between the gold ring and coaster pin!

充电前，请确保设备的金色充电环与充电底座上的接触针已彻底干燥。
严禁金色充电环与底座接触针之间残留任何液体或水分！



Portable battery duration differs across products. Enjoy extended battery life throughout the day by consistently using the provided charging coaster.

不同型号产品的便携式电池续航时间存在差异。持续使用随附的充电底座， 可让设备全天保持较长续航， 满足您的使用需求。



WARNING
FROM HOT BEVERAGE

There is hot beverage inside the device. Keep children at a safe distance

设备内装有热饮时，请使儿童保持安全距离。



CAUTION

SMART SAFETY

If the device liquid is present and unit remains unmoved on the heating for 60 minutes, The device heating system will automatically deactivate.

智能安全保护

若设备内装有液体，且在加热底座上保持静止未移动达 60 分钟，设备系统将自动关闭加热恒温功能。



WARNING
USE CUP
AND FORK PROPERLY

The device coating may sustain damage when it comes into contact with metal parts

设备涂层接触金属部件时，可能会受损。



WARNING
HOT DRINK

Enjoy hot drinks? Watch out scalding. Cold them or pick a suitable temperature before drinking

喜爱热饮？请注意防烫伤。饮用前可待饮品降温，或选择适宜的温度。

ADDITIONAL PRODUCT INFORMATION

Operation Temperature:

-10°C-50°C / 14°F-122°F

Capacity:

emiGo WarmGrip 12 fl oz/355mL

emiGo ThermoCup 14 fl oz/415mL

emiGo MilkNest 16.91 fl oz/500mL

emiGo WildTemp 16.91 fl oz/500mL

emiGoPot 36 fl oz/ 1080mL

emiGo TempMaster 12 fl oz/ 355mL (16 fl oz/475mL)

Electrical Rating:

Power Supply: 100-240Vac, 50-60Hz, 0.206A---0.494A; 49.4W

emiGo Container: 19Vdc, 2.6A

Storage and Transport Conditions:

Temperature: -20°C - 45°C/ -4°F - 113°F

Humidity: 50% -90%

Power Adapter Manufacturer:

Asian Power Devices (XY POWER SUPPLY LIMITED)

For Support, please visit: emigotek.com//

emiGotek and emiGo container logo are trademarks of emigotek Technologies Co., Ltd.

All other trademarks, service marks and company name are the property of their respective owners.

@2025 emigotek Technologies Co., Ltd.

This device and its accessories (batteries, cables)are recyclable!

- Dispose of at a waste disposal facility
- Bring to the store for recycling/ disposal

NOTICE:

These important safety instructions are available in Languages in addition to English.

产品补充信息

工作温度

-10°C-50°C / 14°F-122°F

容 量

emiGo WarmGrip 12 fl oz/355mL

emiGo ThermoCup 14 fl oz/415mL

emiGo MilkNest 16.91 fl oz/500mL

emiGo WildTemp 16.91 fl oz/500mL

emiGoPot 36 fl oz/ 1080mL

emiGo TempMaster 12 fl oz/ 355mL (16 fl oz/475mL)

电气规格

电源供应: 100-240 Vac, 50-60Hz, 0.206-0.494 A; 49.4 W

emiGo container: 19 Vdc, 2.6 A

储存与运输条件

温度: -20°C - 45°C/-4°F - 113°F

湿度: 50%-90%

电源适配器制造商

亚洲电力设备(邵阳市讯源电子科技有限公司) (XY POWER SUPPLY LIMITED)

支持与商标说明

如需支持, 请访问: emigotek.com//

“emiGotek”及“emiGo container”商标为钇迈刻创(广东)科技有限公司的商标。所有其他商标、服务标识及公司名称均为其各自所有者的财产。

版权所有 2025 钇迈刻创(广东)科技有限公司

emigotek Technologies Co., Ltd.

本设备及其配件(电池、线缆)均为可回收物品!

请在废弃物处理机构进行处置

可送至门店进行回收/处置

注意事项:

除英文外, 这些重要的安全说明还提供其他语言版本。

Important guarantee

To avoid serious injury or property damage when using this product, always follow basic safety precautions as outlined below:

- Please read and follow all instructions.
- Do not microwave. All emiGo temperature control series products are hand wash only.
- Please clean with clear water and mild soap.
- Do not place near heat sources or heat-generating devices.
- Do not touch the hot surface inside the container, and do not dry-burn.
- Use under adult supervision.
- Only use the power supply and charging base that come with the product for charging.
- Please refrain from using any other third-party accessories.
- Before use and cleaning, please unplug the power cord from the wall.
- Please use a clean, dry cloth to clean the power supply and charging base,
- Do not immerse it in water or other liquids to prevent fire, electric shock, and personal injury.
- Do not use damaged power cords, plugs, or charging bases, or use this product after it has malfunctioned.
- Please do not attempt to open or repair the device, as this will void all warranty services and may cause injury to the user.
- If you encounter any device issues, please stop using it and contact emigotek for assistance.
- If any of the provided instructions are not followed, or if the equipment is not used in the manner specified by the manufacturer, the protection provided by the equipment against fires, electric shocks, personal injuries, etc. may be compromised.
- This product is suitable for use with drinkable liquids such as coffee and tea.
- This equipment is designed for use in homes, hotels (such as staff kitchen areas), offices, and other workplaces, as well as farmhouses; it is suitable for customers in hotels, motels, and other residential environments; and for accommodations and breakfast supply venues.
- Please save these instructions.
- Before discarding the appliance, the battery must be removed from it.
- Before removing the battery, the appliance must be powered off.
- Batteries should be disposed of safely.
- Battery removal instructions:
 - Before removing the battery from the product, please ensure that the battery is fully drained.
- Tools required:
 - Star-shaped screwdriver
 - Wrench/needle-nosed pliers
 - Invert the emigotek temperature control cup series, secure the cup body, and use a wrench or needle-nosed pliers to rotate the bottom cap clockwise
 - Between the cup body and the plastic bottom cover, unplug the temperature control chip and remove the cup body
 - Unscrew the four screws of the battery box on the bottom cover
 - Disconnect and unplug the battery, then remove the battery

重要保障

使用本产品时，为避免严重伤害或财产损失，应始终遵循基本安全防范措施，如下所示：

- 请阅读并遵循所有说明。
- 请勿微波加热。所有emiGo 温控系列产品仅可手洗。
- 请用清水和温和的肥皂进行清洗。
- 请勿放置在热源或产热装置附近。
- 请勿触摸容器内的热表面，请勿干烧。
- 在成人监督下使用。
- 仅可使用产品自带的电源和充电座进行充电。
- 请勿使用任何其他第三方配件。
- 在不使用和清洗前，请从墙上拔下电源插头。
- 请使用干净的干布清洁电源和充电底座，
- 切勿将其浸入水或其他液体中，以防火灾、触电和人身伤害。
- 请勿使用损坏的电源线、插头或充电底座，或在产品发生故障后使用本产品。
- 请勿试图打开或维修设备，否则会导致所有保修服务失效，并可能导致用户受伤。
- 如果您遇到设备问题，请停止使用并联系 emigotek 寻求帮助。
- 如果没有遵守任何所提供的说明，或者未按制造商规定的方式使用设备，那么防止火灾、触电、人身伤害等设备所提供的保护可能会受到损害。
- 本产品适用于咖啡、茶等可饮用液体。
- 本设备旨在用于家庭、酒店（例如：员工厨房区域）、办公室和其他工作场所、农舍；适用于酒店、汽车旅馆和其他居住环境中的客户；住宿和供应早餐的场所。
- 请保存这些说明。
- 在废弃器具前，必须将电池从器具中取出。
- 取出电池前，器具必须要断电。
- 电池应安全地处置。
- 电池拆卸说明从产品中取出电池之前，请确保电池电量已耗尽。
- 所需工具：
 - 星型螺丝刀
 - 扳手/尖嘴钳
 - 将emigotek 温控杯系列倒置，固定杯体，使用扳手或者尖嘴钳按顺时针方向旋转底盖。
 - 在杯体和塑胶底盖之间，拨开温控片插头取出杯体。
 - 旋开底盖电池盒四颗螺丝。
 - 断开拔掉电池插头，取出电池。



Got a questions?

We are right here, all set and super happy to lend a hand!

✉ info@emigotek.com

若您有任何疑问，我们随时在此等候，已准备就绪，
竭诚为您提供帮助！

咨询邮箱：info@emigotek.com